

For further information and sales
t: +44(0)1706 878558
e: sales@mptgroup.com



KEY FEATURES

- ◆ Power assisted carriage movement
- ◆ Variable speed straight-line control
- ◆ Variable corner-speed facility
- ◆ Powered head positioning control
- ◆ Needle cooling system
- ◆ Tape feed synchronisation system

COTMAX

A high speed electronic cot tape edge machine

Innovative design in cot tape edge machine technology makes CotMax the leader for mattress producers in the world today. To meet with international safety standards the Matramax Cot Tape Edge machine is fitted with a Lock Stitch Sewing System and available with a choice of single or double fold binders. The Matramax Tape Edge machine uses the industry Pfaff lock stitch sewing head, optional sewing head brands are available.



Lock stitch sewing



For further information and sales
t: +44(0)1706 878558
e: sales@mptgroup.com



TECHNICAL SPECIFICATION


COTMAX

High speed electronic cot tape edge machine


Powered head positioning



Powered table lift



Variable table heights



Controls

Start/Stop machine

Straight line carriage speed

Corner speed

Table height

Angle of sewing head

Position of the carriage around the table

Carriage & Table Options

Size of table: 134 x 90cm

Other sizes are available on request

-

-

-

-

Features & Options

Available with 300U high speed chain sewing head or heavy duty lock stitch sewing head

Pneumatic foot lift (option available)

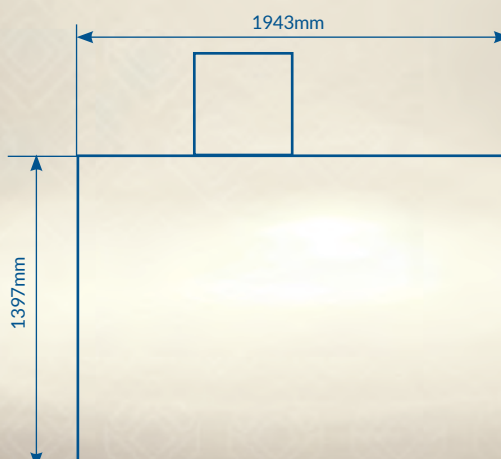
Extensive choice in binders

1500spm with lock stitch head

Adjustable stitch length

High lift needle cam

*FOOT PLATE DIMENSIONS



**May change due to machine options and variations*

Divisions of MPT Group Limited: FANGHANEL MATRAMATIC INFINITY SLEEP SUPPORT SYSTEM



w: mptgroup.com